

Questionnaire for tooth chain drives

Sender:

Receiver:

Bosch Rexroth AG
Tooth Chain Drives

Zur Dessel 14

31028 Gronau

Phone: +49 (0) 5182 / 587-0

Fax: +49 (0) 5182 / 587-30

Phone:

Fax:

Name:

Application: new substitute for:

Orientation of drive:

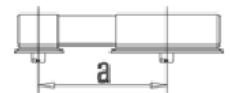
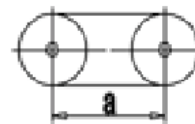
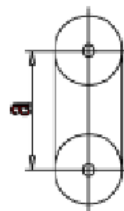
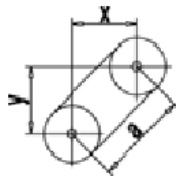
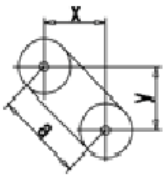
1

2

3

4

5



Driver sprocket = top left
= bottom right

Running direction: right
 left

P = [kW]

a = [mm]

Mmax. = [Nm]

Δa = [mm] retensioning

at n = [min⁻¹]

x = [mm]

n max. = [min⁻¹]

y = [mm]

Sprocket wheels:

driver

driven

Speed

= [min⁻¹]

[min⁻¹]

Width

= [mm]

[mm]

Diameter

= [mm]

[mm]

Shaft \varnothing

= [mm]

[mm]

Keway acc. to DIN 6885

=

Hub length

= [mm]

[mm]

Driver unit:

Diesel

hydraulic

electric-motor

Drive characteristics:

uniform

reversing

softstart

impact factor

[°] max. angular deviation for positioning drives

[h] operating hour per day

[h] lifetime required

Housing:

no

closed gearbox

hood

Greasing:

grease lubrication

bath lubrication

forced feed lubrication

Quantity:

single

series:

pcs. / year

Further information:

(raw sketch if possible)